

# Ysgol Carrog

## Self Isolation Contingency Plans

Click on stage 2 or 3 to access home learning links

### STAGE 1 - CHILD IS ILL

- ★ Child is sick and not well enough to attend school
- ★ Child stays at home until fit to return to school
- ★ No school work will be provided



### STAGE 2 - AWAITING TEST RESULTS

- ★ Child or member of household has covid 19 symptoms i.e. new continuous cough, loss/change of taste, smell or high temperature and is awaiting Covid 19 test results
- ★ Parents to click on appropriate phase to select age appropriate games/activities on websites.
- ★ Child to return to school if test result is **NEGATIVE**

### STAGE 3 - POSITIVE TEST, CHILD/HOUSEHOLD

- ★ Child has positive Covid 19 test and must self isolate for 10 days or member of child's household has a positive covid 19 test and the household members must self isolate for 14 days
- ★ Parents to click an appropriate phase to select 2 week self isolation virtual classroom
- ★ Child to return to school after 10/14 days.

### STAGE 4 - WHOLE CLASS ISOLATION

- ★ Child or adult from school contact group has positive Covid 19 test and the whole contact group must self isolate for 14 days
- ★ Child's class teacher will provide distance teaching and learning to the contact group via Hwb/Google Classroom and J2e Homework.
- ★ Daily communication/feedback will be maintained between teacher and child/parent via Hwb.
- ★ Whole class to return to school after 14 days isolation.

## Stage 2 - Awaiting Test Results: Weblinks & Games

While you are waiting for your results, click on the Foundation Phase or the Key Stage 2 boxes below to take you to the relevant year group.

Foundation  
Phase



Key Stage  
2



*Stage 3 - Positive Test Results: 2 week isolation project*

*Whilst you are now isolating for 10-14 days  
please click on either Foundation Phase or Key  
Stage 2 to take you to your relevant class' mini  
isolation project*

*Foundation  
Phase*

*Key Stage  
2*





Stage 2 - While you are waiting for your test results, click on your year group to take you to some fun websites and games.

Nursery  
&  
Reception

Year 1  
&  
Year 2







This symbol, when clicked, will bring you back to here. Make sure there is a **hand** when you click on the links



# Llyfrgell Library



## Science and Technology




## Language and Maths



## Humanities



## Expressive Arts



## Health & Wellbeing

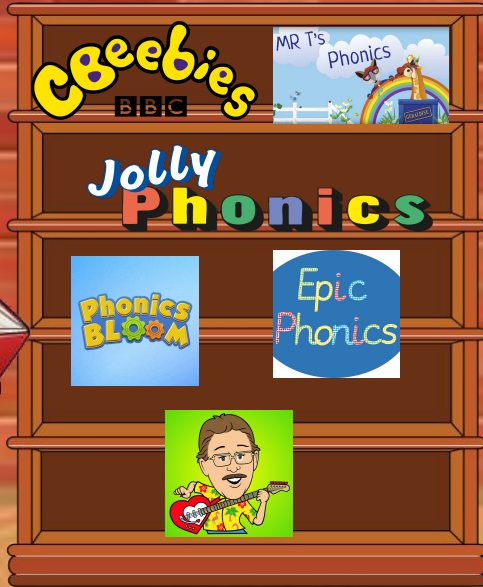


Topmarks


Bitesize




## Language Literacy & Communication



## Mathematics & Numeracy










Music







E - Safety



This symbol, when clicked, will bring you back to here. Make sure there is a hand when you click on the links



# Llyfrgell Library



## Science and Technology



## Language and Maths



## Humanities



## Expressive Arts



## Health & Wellbeing



**Top**marks

**Bitesize**

**EVERY  
MISTAKE  
YOU MAKE  
IS PROGRESS**

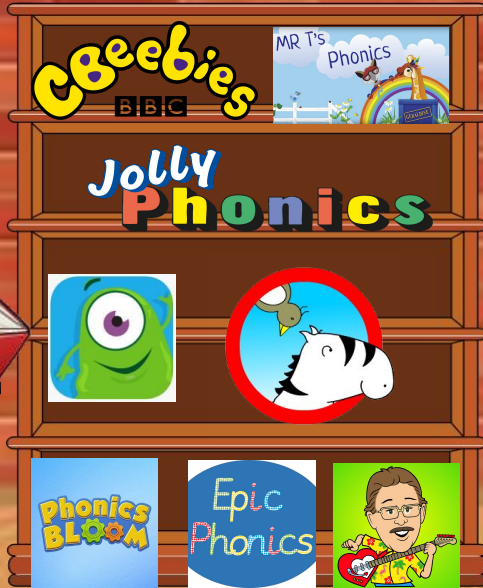
**Top**marks



**Crickweb**




## Language Literacy & Communication




## Mathematics & Numeracy



You don't have  
to be  
Perfect  
to be  
*Amazing*







Music





# Bitesize



ICT



Stage 2 - While you are waiting for your test results, click on your year group to take you to some fun websites and games.

Year 3

Year 4

Year 5

Year 6



# Learning from home Year 3

Click here to begin.  
Hover over the pages,  
where you get this hand  
symbol you will have a  
link to a fun resource.



Stage 2  
Cam 2

Until you  
SPREAD  
your  
wings,  
you'll have  
NO  
idea how  
far you  
can  
FLY!






## Language Literacy & Communication



## Science & Technology & Digital Competence




## Expressive Arts

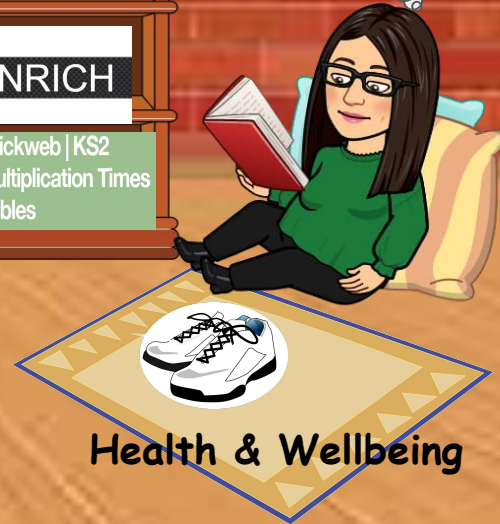



## Humanities

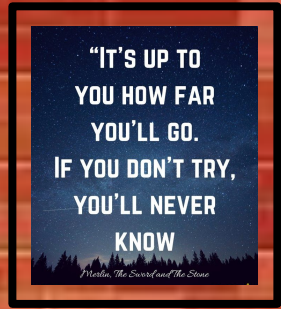
## Mathematics & Numeracy




## Health & Wellbeing





 This symbol, when clicked, will bring you back to here.



# Croeso i'r Llyfrgell Welcome to the Library



Click on your chosen book to enjoy.



Llyfrau Cymraeg - Welsh Books  
Click on the link, download the powerpoint.  
There are speaker icons on each page,  
click on them to have the page read to  
you. Mwynhewch, enjoy.



Outdoor Learning



GoNoodle






# SCIENCE!

Science Kids  
Fun science & technology for kids!



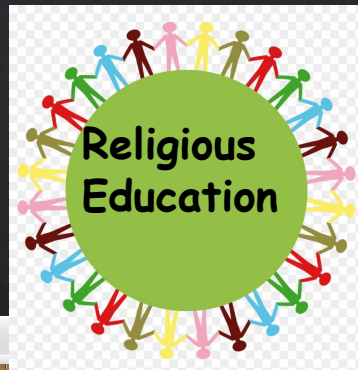
Crickweb






# Humanities

Geography





# Expressive Arts





# Learning from home Year 4

Click here to begin.  
Hover over the pages,  
where you get this hand  
symbol you will have a  
link to a fun resource.



Stage 2  
Cam 2

Until you  
SPREAD  
your  
wings,  
you'll have  
NO  
idea how  
far you  
can  
FLY!






## Language Literacy & Communication



## Science & Technology & Digital Competence




## Expressive Arts




## Humanities

## Mathematics & Numeracy




## Health & Wellbeing




 This symbol, when clicked, will bring you back to here.

"IT'S UP TO YOU HOW FAR YOU'LL GO. IF YOU DON'T TRY, YOU'LL NEVER KNOW"  
*Martin, The Giver and The Stone*

# Croeso i'r Llyfrgell    Welcome to the Library



Click on your chosen book to enjoy.



Llyfrau Cymraeg - Welsh Books  
Click on the link, download the powerpoint.  
There are speaker icons on each page,  
click on them to have the page read to  
you. Mwynhewch, enjoy.




# SCIENCE!

Science Kids  
Fun science & technology for kids!



Crickweb





# Humanities

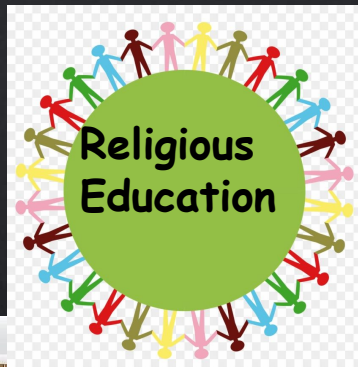
Geography



**Top**marks



**Top**marks




**EQ** Bitesize





# Expressive Arts





Outdoor Learning



GoNoodle



# Learning from home Year 5

Click here to begin.  
Hover over the pages,  
where you get this hand  
symbol you will have a  
link to a fun resource.



Stage 2  
Cam 2

Until you  
SPREAD  
your  
wings,  
you'll have  
NO  
idea how  
far you  
can  
FLY!







## Language Literacy & Communication



## Science & Technology & Digital Competence




## Expressive Arts

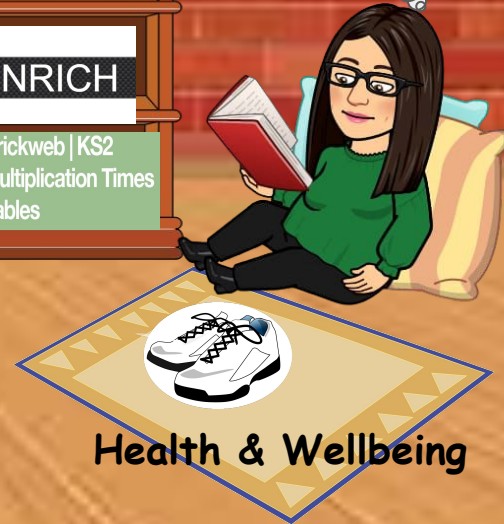



## Humanities

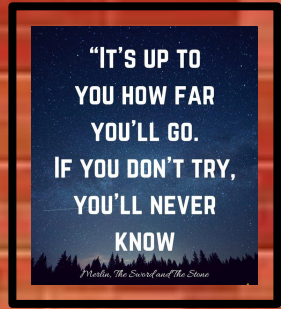
## Mathematics & Numeracy




## Health & Wellbeing




 This symbol, when clicked, will bring you back to here.



# Croeso i'r Llyfrgell Welcome to the Library



Click on your chosen book to enjoy.



Llyfrau Cymraeg - Welsh Books  
Click on the link, download the powerpoint.  
There are speaker icons on each page,  
click on them to have the page read to  
you. Mwynhewch, enjoy.




# SCIENCE!

Science Kids  
Fun science & technology for kids!



Crickweb





# Humanities

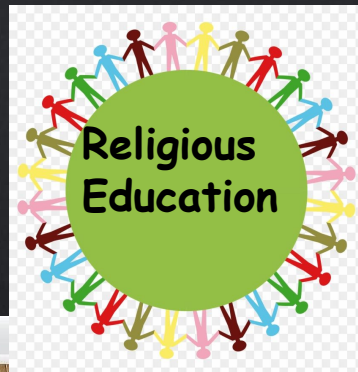
Geography



**Top**marks



**Top**marks




**Bitesize**





# Expressive Arts





Outdoor Learning



# Learning from home Year 6

Click here to begin.  
Hover over the pages,  
where you get this hand  
symbol you will have a  
link to a fun resource.



Stage 2  
Cam 2



Until you  
SPREAD  
your  
wings,  
you'll have  
NO  
idea how  
far you  
can  
FLY!




## Language Literacy & Communication



## Science & Technology & Digital Competence



## Expressive Arts




## Humanities

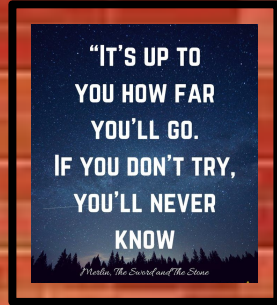
## Mathematics & Numeracy



## Health & Wellbeing




 This symbol, when clicked, will bring you back to here.






# Croeso i'r Llyfrgell Welcome to the Library



Click on your chosen book to enjoy.



Llyfrau Cymraeg - Welsh Books  
Click on the link, download the powerpoint.  
There are speaker icons on each page,  
click on them to have the page read to  
you. Mwynhewch, enjoy.




# SCIENCE!

Science Kids  
Fun science & technology for kids!



Crickweb





# Humanities

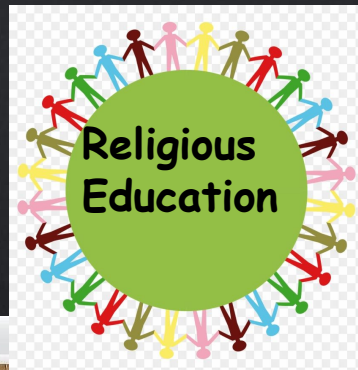
Geography



**Top**marks



**Top**marks




**EQ** Bitesize





# Expressive Arts





Outdoor Learning

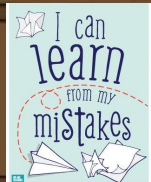


# Stage 3 - Positive Test Child/Household Self-Isolation Virtual Classroom

Click on the topic to take you to your Self-Isolation Virtual Classroom



Living Things and Their  
Habitats:  
Sir David Attenborough



# Back to Stage 3 Menu



Humanities



Expressive Arts




Maths & Numeracy



Health & Wellbeing



Here are our areas of learning. The Home symbol in each area will bring you back here.



Science & Technology



Language, Literacy & Communication



Cymraeg



# Language, Literacy & Communication



## Reading Activity

Higher Task

Lower Task

## Leaflet

### Planning a Zoo Leaflet

Powerpoint

Activity Sheet

Writing Prompt

### Completing the Leaflet

Powerpoint

Word Mat

## Letter Writing

### Planning a persuasive Letter

Powerpoint

Activity Sheet

Zoo Area Map Pack


### Planning a persuasive Letter

Powerpoint

Activity Sheet

Vocabulary Sheet


## Listen to a story



[Click here to complete a Book Review](#)



# Mathematics & Numeracy



## Bitesize

This link to the Bitesize website will take you directly to the Numeracy and mathematics section. Here you can choose which topic of maths you would like to go over and the level at which suits you. There is videos linked to each section with activities.

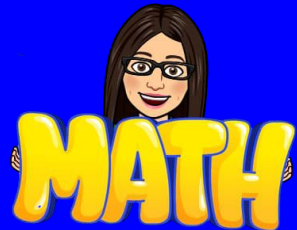
RMeasimaths™



Click on this link and complete some sessions of RMEasimaths



Click on this link and practice your times tables.



# SCIENCE!



## Science & Technology



Research and report on a range of Australian habitats, such as deserts, beaches, rainforests and mangroves.

Research the life and work of Carl Linnaeus: scientist who created a classification system.

Create moving mechanical animals.

Powerpoint


Design Sheet

Look at the habitats of different animals in this powerpoint. Choose 1 to write about.

Powerpoint

Make a Water Filter



Instructions



Cymraeg



duolingo



# Humanities



## History

### Aztec Gods

The Aztecs were a wandering (nomadic) tribe from northern Mexico and were one of the last great Native American civilizations. They were famous for their agriculture and the use of land.

Have a look at the powerpoint linked above and the importance of 'Gods' to them. Complete the task at the end asking you to create your own God.

## Geography

### Blank Map of the World

Locate the country of origin of a range of given animals in this powerpoint (the main country of Habitat is written in Bold on each slide).

### Powerpoint

Create an illustrated (draw pictures) map of the animals in their habitats.

Add Mexico on your map to show where the Aztecs lived.

## Religious Education

### Noah's Ark Story

Read the story of Noah's Ark. Look at the symbols in the story - the dove and the rainbow. Look at what they represent. Create a poster telling us what the symbols represent and what things can we learn from the story. Think about how we need to look after our planet.



# Expressive Arts



## Art

Draw and print fish.

Create bird models and drawings.

Create 3D plant sculptures.



## Music

Create a Nature Shaker.  
Use this powerpoint for ideas and questions to think about once you have made one.

Nature Shakers

## Dance

We all love our Just Dance so get moving with some of these routines.



# Health & Wellbeing



## Physical Education



## Personal & Social Education

Growth Mindset -

How to Develop a Positive Mindset

Have a think of ways you can change your mindset in a positive way to challenges in your life.

Mindfulness -

Activity Cards




## Outdoor Activities

Build a Birds nest (Number 3)

Make a Mini Bug Hotel (Number 4)

Get into wildlife - The backyard has a surprising number of insects, birds and mini-beasts. Start a Nature journal to record what you see. Draw pictures and write descriptions. Use binoculars and a magnifying glass if you have them to help you see in more detail.







Humanities




Expressive Arts



Maths & Numeracy



Health & Wellbeing



Science & Technology



Language, Literacy & Communication



Cymraeg

[Back to Stage 3 Menu](#)

Here are our areas of learning. The Home symbol in each area will bring you back here.








# Language, Literacy & Communication

Listen to  
the story



[Click here to complete a Book Review](#)



## Factfile

Make a fact file about penguins.

What do you know about penguins? Use pictures and as many words as you can to show what you know.

[Activity Sheet](#)

## Reading Activity

[Comprehension](#)

[Story Sequencing](#)

## Lists

Write/draw a list of things you would take with you on a polar adventure.

Can you extend your writing to say why you have chosen those things?

[Activity Sheet](#)



# Mathematics & Numeracy



## Number

Adding and Subtracting Mystery Picture

Worksheet

Number to 5

I spy and Add

I Spy and Count

Number to 10

I spy and Add

I spy and Count

Number to 20

I spy and Add

I spy and Count

Numbers to 100

Activity Sheet

## Measures

Choose your level and measure the penguins

Level 1

Level 2

Level 3

RMEasimaths™



Click on this link and complete some sessions of RMEasimaths

# Science & Technology



Where do Penguins come from? Can you write/draw pictures about where they live (their habitat?).  
Read and learn about the different penguins and other animals that live in this habitat.

Powerpoint

Have a go at making your own fluffy snowman.

Instructions

Penguins have blubber to help keep them warm. Try this fun Blubber Glove Experiment.


Experiment Instructions

There is lots of ice where the penguins come from. Can you complete this experiment to find the quickest way to melt ice?

Activity Sheet

We see many penguins living in a Zoo. Can you design them a home for the Zoo that will make them feel at home there.

Activity Sheet



Cymraeg



duolingo

Sut mae'r tywydd heddiw?



heulog



braf



gymylog



bwrw glaw



stormus



bwrw eira



wyntog



oer



rhewi



dwym

Pa tywydd ydy hon?

Mae hi'n \_\_\_\_\_ a/ac \_\_\_\_\_ heddiw.



# Humanities



## Antarctic Explorers

Read the story on the Powerpoint.

Powerpoint

Captain Scott was one of the first explorers to travel into the Antarctic. Have a go at these sequencing cards.

Sequencing Cards

Have a go at completing this text about Captain Scott. Remember 1 star in the bottom corner is easier to complete.

Activity Sheet

Word search Fun

Colouring Fun

## Global Warming

Look at this powerpoint to learn about Global Warming.

Powerpoint

Look at these cards and have a chat with a family member.

Discussion Cards

Carbon Footprint affects Global Warming. Think about ways you can reduce your carbon footprint.

Activity Sheet

Have a go at the Greenhouse gases shet.

Activity Sheet

## Jesus Walks on Water

Read the story on the Powerpoint.

Powerpoint

Have a go at sequencing the story.

Sequencing Cards

Re-write parts of the story.

Blank

Lined

Narrow Lined

# Expressive Arts



## Art

Have a go at some Snowflake art.

Snowflake Art

Have a go at making your own fluffy snowman

Fluffy Snowman

Make an Antarctic Collage

Antarctic Collage

## Music



Click on Penguin and have a go at listening and dancing to music of the elements. Don't just try water, have a go at the others if you enjoy it.

## Dance

We all love our Just Dance so get moving with some of these routines.



# Health & Wellbeing



## Physical Education



## Personal & Social Education

Growth Mindset -

Develop a Positive Mindset

Have a think of ways you can change your mindset in a positive way to challenges in your life.

Mindfulness -

Activity Cards

Have a go with Cosmic Kids



## Outdoor Activities

Make a Bird Feeder



Make an Ice Suncatcher

Instructions

Make some Natural art. Use sticks, leaves and other natural items you can find to make penguins and other winter animals.

